

Form ISR – 1

(SEBI Circular No. SEBI/HO/MIRSD/MIRSD-PoD-1/P/CIR/2023/37 dated March 16,2023 on Common and Simplified Norms for processing investor's service request by RTAs and norms for furnishing PAN, KYC details and Nomination)

REQUEST FOR REGISTERING PAN, KYC DETAILS OR CHANGES / UPDATION THEREOF [For Securities (Shares / Debentures / Bonds, etc.) of listed companies held in physical form]

A. I / We, request you to Register / Change / Update the following (Tick ✓ relevant box) Date : / /

<input type="checkbox"/> PAN	<input type="checkbox"/> Signature	<input type="checkbox"/> Mobile Number
<input type="checkbox"/> Bank details	<input type="checkbox"/> Registered Address	<input type="checkbox"/> E-mail address

B. Security and KYC Details [to be filled in by the First Holder]:

Name of the Issuer Company		Folio No.	
Face value of Securities		Number of Securities	
Distinctive number of Securities (Optional)	From	To	
E-mail Address			
Mobile Number			

C. I/We are submitting documents as per Table below (tick ✓ as relevant, refer to the instructions):

Name(s) of the Security holder(s) in Capital as per PAN Copies of PAN Cards of all the Holder(s) duly self-attested with date to be enclosed with this Form.	PAN	PAN Linked to Aadhaar -Y/N Tick any one [✓] *
1.		Yes / No
2.		Yes / No
3.		Yes / No
4.		Yes / No

Note: * PAN shall be valid only if it is linked to Aadhaar by June 30, 2023, or any other date as may be specified by CBDT.

Check Status of PAN linked with Aadhaar at <https://www.incometax.gov.in/iec/foportal> For Exemptions/Clarifications on PAN refer Instruction.

Bank Account Details of First Holder		
Name of the Bank & Branch		IFSC
Bank A/c No.		Tick any one [✓] Acct type <input type="checkbox"/> Savings <input type="checkbox"/> Current <input type="checkbox"/> NRO <input type="checkbox"/> NRE <input type="checkbox"/> Any other []

Note: Original cancelled cheque leaf bearing the name of the first holder is mandatory, failing which first security holder shall submit copy of bank passbook / statement attested by the Bank for registering the Bank Account details.

Demat Account Number	16 digit DPid /Client id []
----------------------	------------------------------

Also provide Client Master List (CML) of your Demat Account, duly signed by the Depository Participant with stamp.

Authorization: I / We authorise you (RTA) to update the above PAN and KYC details in my / our above Folio No, provided by me/us.

Declaration: All the above facts and documents enclosed are true and correct.

	First Named Holder	Joint Holder - 1	Joint Holder - 2	Joint Holder - 3
Signature				
Name				
Address				
PIN				

Note: If the address mentioned above differs from the address registered with the Company, you are requested to record the new address by submitting the documents as specified in point (3) overleaf. (Use separate Annexure to Form ISR-1 to update the above PAN and other KYC details as provided in this form with the additional Folio(s) where you are the First Named holder of securities, in such issuer companies.)

Pg: 1/2

I/We are submitting documents as per Table below (tick ✓ as relevant, refer to the instructions):

No.	✓	Document/Information /Details	Instruction/Remark
1	<input type="checkbox"/>	PAN of (all) the (joint) holder(s)	PAN Card copies of all the holders duly self-attested with date to be enclosed. PAN shall be valid only if it is linked to Aadhaar by June 30, 2023, or any date as may be specified by the CBDT. For Exemptions / Clarifications on PAN, please refer to <u>Objection Memo</u> as specified in SEBI circular.
2	<input type="checkbox"/>	Demat Account Number	Provide Client Master List (CML) of your Demat Account, duly signed by the Depository Participant with stamp.
3		Proof of Address of the first Holder	<p>Provide self attested copy with date stamp of any ONE of the documents, issued by a Govt. Authority, only if there is change in the address;</p> <ul style="list-style-type: none"> <input type="checkbox"/> Client Master List (CML) of the Demat Account of the holder/claimant, duly signed by the Depository Participant with stamp. <input type="checkbox"/> Unique Identification Number (UID) (Aadhaar) <input type="checkbox"/> Valid Passport/ Registered Lease or Sale Agreement of Residence/Driving License/Flat Maintenance Bill* <input type="checkbox"/> Utility bills like Telephone Bill (only land line), Electricity bill or Gas bill – Not more than 3 months old. <input type="checkbox"/> Identity card (with Photo) / document with address, issued by Central/State Government and its Departments, Statutory / Regulatory Authorities, Public Sector Undertakings, Scheduled Commercial Banks, Public Financial Institutions duly attested by the employer with date and organization stamp. <input type="checkbox"/> For FII / sub account, Power of Attorney given by FII / sub- account to the Custodians (which are duly notarized and / or apostilled or consularised) that gives the registered address should be taken. <input type="checkbox"/> The proof of address in the name of the spouse* <p>*Kindly provide additional self-attested copy of Identity Proof of the holder/ claimant/ spouse.</p>
4	<input type="checkbox"/>	Bank details	Original cancelled cheque leaf bearing the name of first holder OR latest copy of the bank passbook/statement with details of bank name, branch, account number and IFSC duly attested by the bank. Alternatively, Bank details as per CML enclosed will be updated in the folio.
5	<input type="checkbox"/>	E-mail address (Optional)	As mentioned on Form ISR-1, alternatively the E-mail address available in the CML as enclosed will be updated in the folio.
6	<input type="checkbox"/>	Mobile	As mentioned on Form ISR-1, alternatively the mobile number available in the CML as enclosed will be updated in the folio.
7	<input type="checkbox"/>	Specimen Signature	Provide banker's attestation of the signature of the holder(s) as per Form ISR – 2 and Original cancelled cheque leaf bearing the name of the first holder.
8		Nomination	<p>Submit these Form(s) separately for each listed company. (Use any ONE of the following options.)</p> <ul style="list-style-type: none"> <input type="checkbox"/> SH-13 For First Time Nomination <input type="checkbox"/> SH-14 For Cancellation or Variation in Nomination <input type="checkbox"/> SH-14 and ISR-3 For Cancellation of Nomination and to "Opt-Out" <input type="checkbox"/> ISR-3 To "OPT-Out" of Nomination or if No Nomination is required

Note:

- 1) In case of additional folios for securities held under the same First Named holder for Companies managed by the same RTA, details of such folios to be completed in Annexure to Form ISR-1 along with the required declaration and authorisation.
- 2) All the above blank forms along with the mode of submission are available on our website

Pg :2/2

Annexure to Form ISR – 1

(SEBI Circular No. SEBI/HO/MIRSD/MIRSD-PoD-1/P/CIR/2023/37 dated March 16,2023 on Common and Simplified Norms for processing investor's service request by RTAs and norms for furnishing PAN, KYC details and Nomination)

REQUEST FOR REGISTERING PAN, KYC DETAILS OR CHANGES / UPDATION THEREOF, IN THE UNDERSTATED COMPANIES

[For Securities (Shares / Debentures / Bonds, etc.) of listed companies held in physical form]

Dear Sir/Madam,

I/We request you(RTA), to register / update the details of PAN and KYC details in the following additional Companies where the securities are held in my/our name(s) and the first named holder is in the same order as that which is mentioned in Form ISR-1.

PI note: Use of this Annexure without Form ISR-1, will be rejected.

Date : / /

Sr.No	Name of the Issuer Company	Folio No.	Quantity of Securities	Face Value of Securities	Start-Distinctive (Optional)	End-Distinctive (Optional)

(Use a copy of this sheet, if extra space is required)

Authorization: I/We authorise you (RTA) to update the PAN and KYC details as provided by me/us as per Form ISR-1, in my / our above Folio No(s), held in my / our name(s) in which I/we are the holder(s) of securities where first holder remains unchanged. The original Form ISR-1, duly filled in by me/us is attached with Annexure to Form ISR-1.

Declaration: All the above facts and documents enclosed are true and correct.

	First Named Holder	Joint Holder - 1	Joint Holder - 2	Joint Holder - 3
<u>Signature</u>				
<u>Name</u>				





Note: If the address mentioned above differs from the address registered with the Company, you are requested to record the new address by submitting the documents as per the instructions stated in point (3) of Form ISR-1.

(Use separate Annexure to Form ISR-1 to update PAN and other KYC details as provided in Form ISR-1 where you are the First Named security holder in such issuer companies. serviced by us.)

Form ISR – 2

(SEBI circular No. SEBI/HO/MIRSD/MIRSD_RTAMB/P/CIR/2021/655 dated November 03,2021)

Confirmation of Signature of Securities Holder by the Banker

1. Bank Name and Branch		
2. Bank contact details		
Postal Address		
Mobile/Tel number		
E-mail address		
3. Bank Account number		<i>attach original cancelled cheque leaf</i>
4. Account opening date		
5. Account holder's PAN		Account Holder's Name
i)		i)
ii)		ii)
iii)		iii)
iv)		iv)
6. Latest photograph of the account holder(s)		
<div style="border: 1px solid black; width: 150px; height: 100px; display: flex; align-items: center; justify-content: center;">i)- Holder Photo</div>		<div style="border: 1px solid black; width: 150px; height: 100px; display: flex; align-items: center; justify-content: center;">ii)- Holder Photo</div>
<div style="border: 1px solid black; width: 150px; height: 100px; display: flex; align-items: center; justify-content: center;">iii)- Holder Photo</div>		<div style="border: 1px solid black; width: 150px; height: 100px; display: flex; align-items: center; justify-content: center;">iv)- Holder Photo</div>
7. Account holder(s) details as per Bank Records		
a) Address		
b) Mobile/Tel number		
c) Email address		
d) Signature(s) of the Holder(s)		
i)	 _____	<i>Bank Manager's Signature and Bank Seal</i>
ii)	 _____	
iii)	 _____	
iv)	 _____	
-- (To be Mandatorily Filled by the Bank Official) --		
Place:		Name of the Bank Manager :
Date:		Employee Code :
Mobile / Tel no:		Email_id :