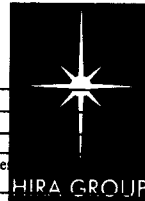


GODAWARI

core competency in core sector



(1) (a) Statement Showing Shareholding Pattern

Name of the Company:		GODAWARI POWER AND ISPAT LIMITED						
Scrip Code, Name of the scrip, class of security:		BSE : 532734 Scrip ID : GPIL (BSE) NSE : GPIL Equity Shares						
As on 30th September 2012								
Partly paid-up shares:-		No. of partly paid-up shares	As a % of total no. of partly paid-up Shares	As a % of total no. of shares				
Held by promoter/promoter group		NA	NA	NA				
Held by public		NA	NA	NA				
Total		NA	NA	NA				
Outstanding convertible securities:-		No. of outstanding securities	As a % of total no. of outstanding convertible securities	As a % of total no. of shares of the co., assuming full conversion of the convertible				
Held by promoter/promoter group		NA	NA	NA				
Held by public		NA	NA	NA				
Total		NA	NA	NA				
Warrants:-		No. of warrants	As a % of total no. of warrants	As a % of total no. of shares of the co., assuming full conversion of warrants				
Held by promoter/promoter group		5000000	100.00	13.60				
Held by public		NA	NA	NA				
Total		5000000	100.00	13.60				
Total paid-up capital of the company, assuming full conversion of warrants and convertible securities		36756247						
Category code	Category of shareholder	Number of shareholders	Total number of shares	Number of shares held in dematerialized form	Total shareholding as a percentage of total number of shares		Shares Pledged or otherwise encumbered	
					As a percentage of (A+B)	As a percentage of (A+B+C)	Number of shares	As a percentage
(I)	(II)	(III)	(IV)	(V)	(VI)	(VII)	(VIII)	(IX) = (VIII)/(VI)*100
(A)	Shareholding of Promoter and Promoter Group							
1	Indian							
(a)	Individuals/ Hindu Undivided Family	23	17925684	17925684	56.45	56.45	2730000	15.23
(b)	Central Government/ State Government(s)	0	0	0	0	0	0	0
(c)	Bodies Corporate	2	1205169	1205169	3.80	3.80	0	0
(d)	Financial Institutions/ Banks	0	0	0	0	0	0	0
(e)	Any Other Person Acting in Concert (PAC) - Trust	1	1125000	1125000	3.54	3.54	0	0
	Sub-Total (A)(1)	26	20255853	20255853	63.79	63.79	2730000	13.48
2	Foreign							
(a)	Individuals (Non-Resident Individuals/ Foreign Individuals)	0	0	0	0	0	0	0
(b)	Bodies Corporate	0	0	0	0	0	0	0
(c)	Institutions	0	0	0	0	0	0	0
(d)	Qualified Foreign Investors	0	0	0	0	0	0	0
(e)	Any Other (specify)	0	0	0	0	0	0	0
	Sub-Total (A)(2)	0	0	0	0	0	0	0
	Total Shareholding of Promoter and Promoter Group (A)= (A)(1)+(A)(2)	26	20255853	20255853	63.79	63.79	2730000	13.48
(B)	Public shareholding							
1	Institutions							
(a)	Mutual Funds/ UTI	6	1927522	1927522	6.07	6.07	NA	NA
(b)	Financial Institutions/ Banks	2	215040	215040	0.68	0.68	NA	NA
(c)	Central Government/ State Government(s)	0	0	0	0	0	NA	NA
(d)	Venture Capital Funds	0	0	0	0	0	NA	NA
(e)	Insurance Companies	0	0	0	0	0	NA	NA
(f)	Qualified Foreign Investors	0	0	0	0	0	NA	NA
(g)	Foreign Institutional Investors	2	23032	23032	0.07	0.07	NA	NA
(h)	Foreign Venture Capital Investors	0	0	0	0	0	NA	NA
(i)	Any Other (specify)	0	0	0	0	0	NA	NA
	Sub-Total (B)(1)	10	2165594	2165594	6.82	6.82	NA	NA
2	Non-institutions							
(a)	Bodies Corporate	480	1919727	1919727	6.05	6.05	NA	NA
(b)	Individuals -							
	i. Individual shareholders holding nominal share capital up to Rs. 1 lakh	25446	5008630	5008033	15.77	15.77	NA	NA
	ii. Individual shareholders holding nominal share capital in excess of Rs. 1 lakh	39	2033768	2033768	6.40	6.40	NA	NA
(c)	Qualified Foreign Investors	0	0	0	0	0	NA	NA
(d)	Any Other (specify)	0	0	0	0	0	NA	NA
(i)	Clearing Member	132	75234	75234	0.24	0.24	NA	NA
(ii)	Trust	3	5225	5225	0.02	0.02	NA	NA
(iii)	Non Resident Indians (Repat)	379	218894	218894	0.69	0.69	NA	NA
(iv)	Non Resident Indians (Non Repat)	91	47333	47333	0.15	0.15	NA	NA
(v)	Other Directors	2	25789	25789	0.08	0.08	NA	NA
(vi)	Overseas Corporate Bodies	1	200	200	0.00	0.00	NA	NA
	Sub-Total (B)(2)	26573	9334800	9334203	29.39	29.39	NA	NA
	Total Public Shareholding (B)= (B)(1)+(B)(2)	26583	11500394	11499797	36.21	36.21	NA	NA
	TOTAL (A)+(B)	26609	31756247	31755650	100.00	100.00	2730000	8.60
(C)	Shares held by Custodians and against which Depository Receipts have been issued	0	0	0	0	0	0	0
1	Promoter and Promoter Group	0	0	0	0	0	0	0
2	Public	0	0	0	0	0	0	0
	Sub-Total (B)	0	0	0	0	0	0	0
	GRAND TOTAL (A)+(B)+(C)	26609	31756247	31755650	100.00	100.00	2730000	8.60


For Godawari Power and Ispat Limited


Company Secretary

Raipur, 13.10.2012

GODAWARI
POWER & ISPAT LIMITED

Cont.....P2



Registered Office & Works : Plot No. 428/2, Phase I, Industrial Area, Siltara - 493111
Tel. : 0771-4082333, 4082235, Fax : 0771-4082234, E-mail : igl@hiragroupindia.com

City Office : Hira Arcade, 1st Floor, New Bus Stand, Pandri, Raipur-492001 (C.G.)
Tel. : 0771-4082000, 4082001, Fax : 0771-4057601

An ISO 9001, ISO 14001 & OHSAS 18001 certified company

(I)(b) Statement showing Shareholding of persons belonging to the category "Promoter and Promoter Group"

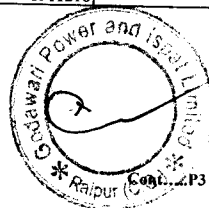
Sr. No.	Name of the shareholder	Total shares held		Shares pledged or otherwise encumbered			Details of warrants		Details of convertible securities		Total shares (including underlying shares assuming full conversion of warrants and convertible securities) as a % of diluted share capital
		Number	As a % of grand total (A)+(B)+(C)	Number	As a percentage (VI)=	As a % of grand total (A)+(B)+(C) of sub-clause (I)(a)	Number of warrants held	As a % total number of warrants of the	Number of convertible securities held	As a % total number of convertible securities	
(I)	(II)	(III)	(IV)	(V)	(VI)/(III)*100	(VII)	(VIII)	(IX)	(X)	(XI)	(XII)
1	BAJRANG LAL AGRAWAL	1731398	5.45	625000	36.10	1.97	0	0	0	0	4.71
2	BAJRANG LAL AGRAWAL (HUF)	1183347	3.73	0	0	0	0	0	0	0	3.22
3	KANIKA AGRAWAL	796771	2.51	0	0	0	0	0	0	0	2.17
4	DINESH AGRAWAL	1846347	5.81	732500	39.67	2.31	0	0	0	0	5.02
5	DINESH AGRAWAL (HUF)	150000	0.47	0	0	0	0	0	0	0	0.41
6	RASHMI AGRAWAL	689059	2.17	0	0	0	0	0	0	0	1.87
7	SARITA DEVI AGRAWAL	1325729	4.17	0	0	0	0	0	0	0	3.61
8	SURESH AGRAWAL	625000	1.97	0	0	0	0	0	0	0	1.70
9	GODAWARI AGRAWAL	596958	1.88	0	0	0	0	0	0	0	1.62
10	HANUMAN PRASAD AGRAWAL	1255000	3.95	625000	49.80	1.97	0	0	0	0	3.41
11	PRAKHAR AGRAWAL	232500	0.73	0	0	0	0	0	0	0	0.63
12	KUMAR AGRAWAL	1038398	3.27	0	0	0	0	0	0	0	2.83
13	MADHU AGRAWAL	940000	2.96	0	0	0	0	0	0	0	2.56
14	VINAY AGRAWAL	500000	1.57	0	0	0	0	0	0	0	1.36
15	NARAYAN PRASAD AGRAWAL (HUF)	475000	1.50	0	0	0	0	0	0	0	1.29
16	N.P. AGRAWAL	769346	2.42	747500	97.16	2.35	0	0	0	0	2.09
17	REENA AGRAWAL	1028750	3.24	0	0	0	0	0	0	0	2.80
18	SIDDHARTH AGRAWAL	597119	1.88	0	0	0	0	0	0	0	1.62
19	NANCY AGRAWAL	100000	0.31	0	0	0	0	0	0	0	0.27
20	JAGDISH PRASAD AGRAWAL	879996	2.77	0	0	0	0	0	0	0	2.39
21	ABHISEKH AGRAWAL	817466	2.57	0	0	0	0	0	0	0	2.22
22	SURESH KUMAR AGRAWAL (HUF)	97500	0.31	0	0	0	0	0	0	0	0.27
23	PRANAY AGRAWAL	250000	0.79	0	0	0	0	0	0	0	0.68
24	DINESH KUMAR GANDHI	1125000	3.54	0	0	0	0	0	0	0	3.06
25	HIRA INFRA-TEK LTD	790652	2.49	0	0	0	5000000	100.00	0	0	15.75
26	HIRA CEMENT LIMITED	414517	1.31	0	0	0	0	0	0	0	1.13
	TOTAL	20255853	63.79	2730000	13.48	8.60	5000000	100.00	0	0	68.71

(I)(c)(i) Statement showing holding of securities (including shares, warrants, convertible securities) of persons belonging to the category "Public" and holding more than 1% of the total number of shares

Sr. No.	Name of the shareholder	Number of shares	Shares as a percentage of total number of shares (i.e., Grand Total (A)+(B)+(C) indicated in Statement at para (I)(a) above)	Details of warrants		Details of convertible securities		Total shares (including underlying shares assuming full conversion of warrants and convertible securities) as a % of diluted share capital
				Number of warrants held	As a % total no. of warrants of the same class	Number of convertible securities held	As a % total no. of convertible securities of the same class	
1	ICICI PRUDENTIAL DISCOVERY FUND	1911218	6.02	0	0	0	0	5.20
2	BHAVANA GOVINDBHAI DESAI	477900	1.50	0	0	0	0	1.30
3	DEENBANDHU JALAN	321000	1.01	0	0	0	0	0.87
	Total	2710118	8.53	0	0	0	0	7.37

(I)(c)(ii) Statement showing holding of securities (including shares, warrants, convertible securities) of persons (together with PAC) belonging to the category "Public" and holding more than 5% of the total number of shares of the company

Sr. No.	Name of the shareholder	Number of shares	Shares as a percentage of total number of shares (i.e., Grand Total (A)+(B)+(C) indicated in Statement at para (I)(a) above)	Details of warrants		Details of convertible securities		Total shares (including underlying shares assuming full conversion of warrants and convertible securities) as a % of diluted share capital
				Number of warrants held	As a % total no. of warrants of the same class	Number of convertible securities held	As a % total no. of convertible securities of the same class	
1	ICICI PRUDENTIAL DISCOVERY FUND	1911218	6.02	0	0	0	0	5.20
	Total	1911218	6.02	0	0	0	0	5.20



For Godawari Power and Ispat Limited

Company Secretary

(I) (d) Statement showing details of locked-in shares

Sr. No.	Name of the Shareholder	Number of locked-in shares	Locked-in shares as a percentage of total number of shares { i.e., Grand Total (A) + (B) + (C) indicated in Statement at para (I) (a) above}
1	BAJRANG LAL AGRAWAL	28337	0.09
2	NARAYAN PRASAD AGRAWAL	1271	0.00
3	SARITA DEVI AGRAWAL	140057	0.44
4	SIDDHARTH AGRAWAL	31780	0.10
5	ABHISEKH AGRAWAL	38117	0.12
6	KUMAR AGRAWAL	14225	0.04
7	BAJRANG LAL AGRAWAL (HUF)	152225	0.48
8	DINESH AGRAWAL	268962	0.85
9	GODAWARI AGRAWAL	86864	0.27
10	KANIKA AGRAWAL	19067	0.06
11	RASHMI AGRAWAL	15890	0.05
12	JAGDISH PRASAD AGRAWAL	21186	0.07
13	HIRA CEMENT LIMITED	103629	0.33
14	HIRA INFRA-TEK LIMITED	790652	2.49
	TOTAL	1712262	5.39

(II) (a) Statement showing details of Depository Receipts (DRs)


Sr.No.	Type of outstanding DR (ADRs, GDRs, SDRs etc.)	Number of outstanding DRs	Number of shares underlying outstanding DRs	Shares underlying outstanding DRs as a percentage of total number of shares {i.e., Grand Total (A)+(B)+(C) indicated in Statement at para (I)(a) above}
1	NIL	NIL	NIL	NIL
	TOTAL	NIL	NIL	NIL

(II) (b) Statement showing Holding of Depository Receipts (DRs), where underlying shares are in excess of 1% of the total number of shares

Sr.No.	Name of the DR Holder	Type of outstanding DR (ADRs, GDRs, SDRs etc.)	Number of shares underlying outstanding DRs	Shares underlying outstanding DRs as a percentage of total number of shares {i.e., Grand Total (A)+(B)+(C) indicated in Statement at para (I)(a) above}
1	NIL	NIL	NIL	NIL
	TOTAL	NIL	NIL	NIL

For Godawari Power and Ispat Limited

Raipur, 13.10.2012


 Company Secretary